



INSTRUCTION SHEET (L)

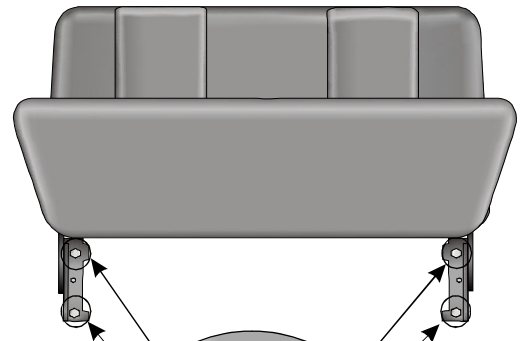
1994-2002 Ram/Laramie SLT

1999-2002 Chevy Silverado

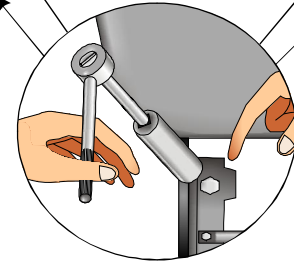


Step 1

Fold bottom seat in up position and remove anchor bolts located at both sides of the base. Next you will need an appropriate size socket with extension and ratchet. Refer to illustration.

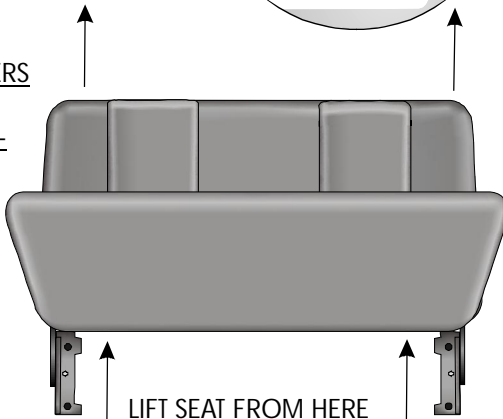
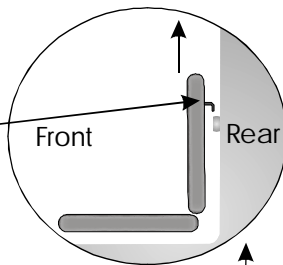


REMOVE ALL ANCHOR BOLTS LOCATED AT BOTTOM BASE.



Step 2

Next, lift seat to unhook back rest from back of cab. NOTE: DO NOT REMOVE SEAT FROM VEHICLE TO INSTALL SEAT COVERS. INSTALLATION CAN BE DONE FROM INSIDE REAR CAB.



Step 3

After your Wet Okole seat covers are installed reverse the previous steps. Make sure hooks on both sides of back rest are secure before you re-install anchor bolts at the bottom base.

HOOK



INSTALLATION QUESTIONS

TECHNICAL ASSISTANT HOT-LINE CALL TOLL FREE 1(888) 24-OKOLE
MONDAY-SATURDAY 8:00 A.M.-4:30 P.M. PACIFIC TIME.