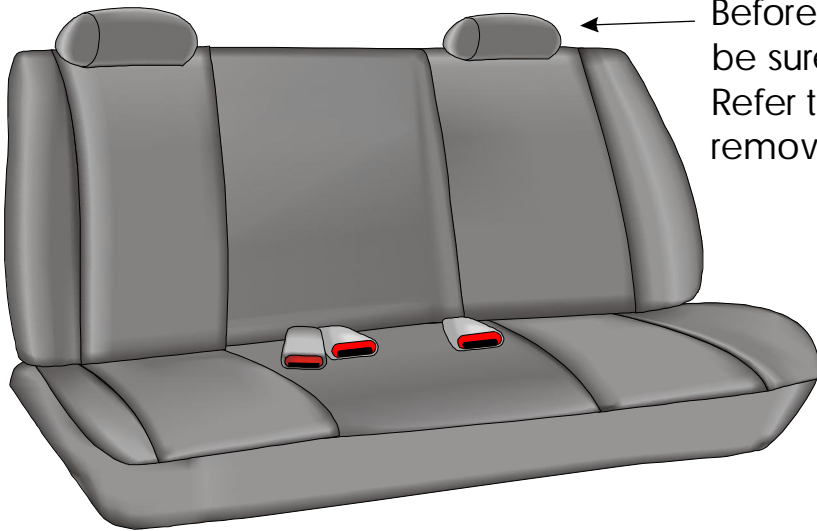


DURANGO

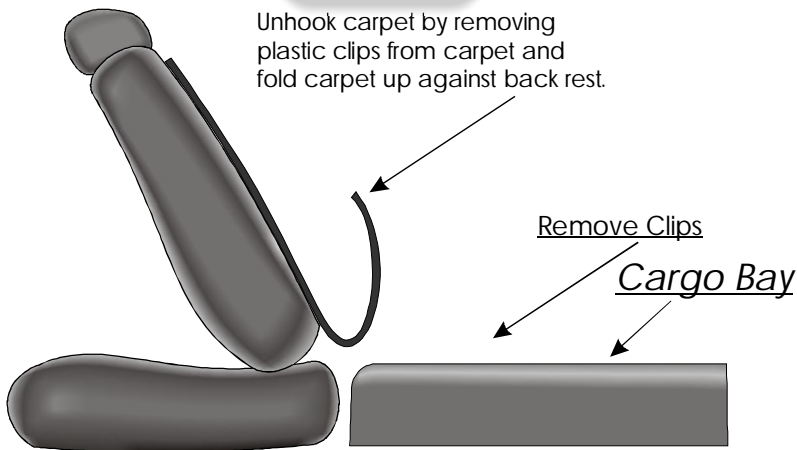
# INSTRUCTION SHEET (W) 1998-Current



Before you install your seat covers be sure that both headrest are removed. Refer to Instruction sheet C for headrest removal.

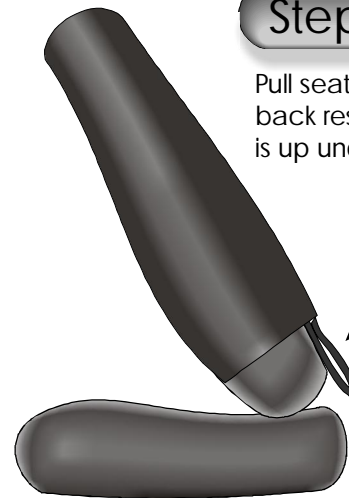
## Step 1

Unhook carpet by removing plastic clips from carpet and fold carpet up against back rest.



## Step 2

Pull seat cover over the back rest making sure carpet is up underneath seat cover.



## INSTALLATION QUESTIONS

TECHNICAL ASSISTANT HOT-LINE CALL TOLL FREE 1(888) 24-OKOLE  
MONDAY-SATURDAY 8:00 A.M.-4:30 P.M. PACIFIC TIME.