




INSTRUCTION SHEET (d)

2003-Current Range Rover



Dear Customer,

As we are unable to assist you on installing your Wet Okole Hi. Waterproof sport seat covers we offer these special instructions. This particular instruction is for the 2003- Land Rover, Range Rover rear seat. Mostly all other vehicles are self explanatory. Any problems please feel free to call for technical support at 1(888)24-Okole. Enjoy your Wet Okole Hawaii Seat Covers!

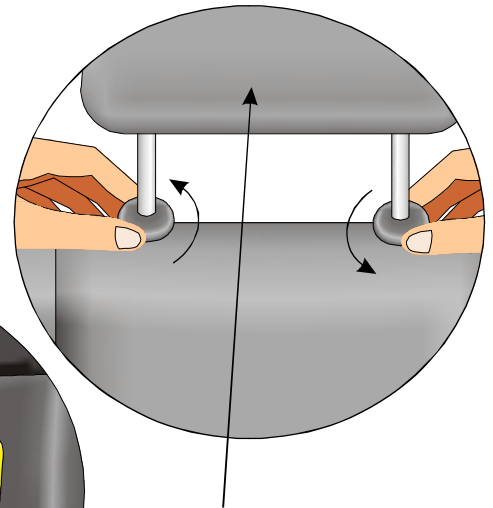
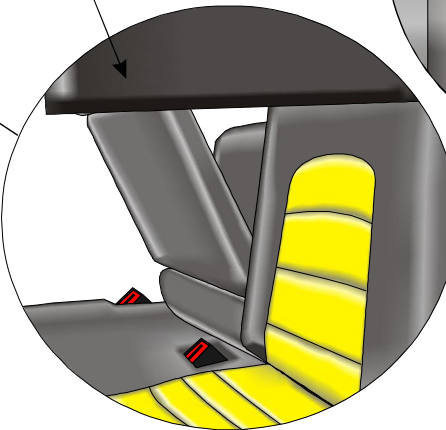
Step 1

Before seatcover installation of 60% side backrest cover the center armrest must be in this position first.



Step 2

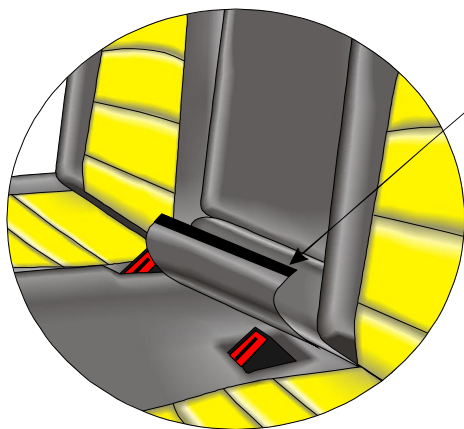
Next, while pulling down on seatcover hold armrest in this position at the same time.



To remove headrest turn both plastic fixtures at base of headrest post counter-clockwise to unlock then pull headrest straight up. Turn clockwise to lock..

Step 3

Tuck cover in between gap. Must be tucked after every use because there is no way to anchor cover.



INSTALLATION QUESTIONS

TECHNICAL ASSISTANT HOT-LINE CALL TOLL FREE 1(888) 24-OKOLE
MONDAY-SATURDAY 8:00 A.M.-4:30 P.M. PACIFIC TIME.