



# INSTRUCTION SHEET (x)

## Porsche Cayenne



Dear Customer,

As we are unable to assist you on installing your Wet Okole Hi. Waterproof sport seat covers we offer these special instructions. This particular instruction is a universal instruction for the Porsche Cayenne. Mostly all other vehicles are self explanatory. Any problems please feel free to call for technical support at 1(888)24-Okole. Enjoy your Wet Okole Hawaii Seat Covers!

**NOTE: ALL DRIVERS SIDE SEAT COVERS CONTAIN A WET OKOLE TAG SEWN ON THE OUTBOARD SIDE FACING THE DOOR OF BOTH THE BACK REST AND SEAT BOTTOM COVERS.**

### Step 1

### Front Seat Installation


Before installing your back-rest cover the headrest must be removed. Refer to instruction sheet F for headrest removal instructions.



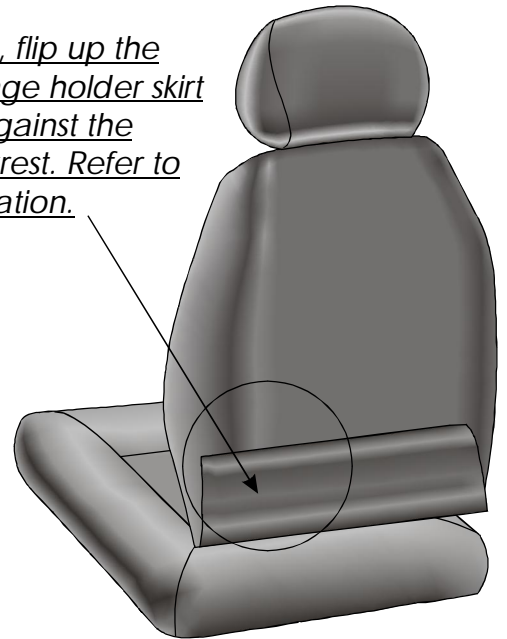
Be sure to tuck in cover between seat and plastic molding.

### Step 2

First, unhook the change catcher skirt by twisting hook or cut off elastic.



Next, flip up the change holder skirt up against the backrest. Refer to illustration.



## INSTALLATION QUESTIONS

TECHNICAL ASSISTANT HOT-LINE CALL TOLL FREE 1(888) 24-OKOLE  
MONDAY-SATURDAY 8:00 A.M.-4:30 P.M. PACIFIC TIME.



by  
WET  
OKOLE  
HAWAII



# INSTRUCTION SHEET (x)

## Porsche Cayenne



Dear Customer,

As we are unable to assist you on installing your Wet Okole Hi. Waterproof sport seat covers we offer these special instructions. This particular instruction is a universal instruction for the Porsche Cayenne. Mostly all other vehicles are self explanatory. Any problems please feel free to call for technical support at 1(888)24-Okole. Enjoy your Wet Okole Hawaii Seat Covers!

**NOTE: ALL DRIVERS SIDE SEAT COVERS CONTAIN A WET OKOLE TAG SEWN ON THE OUTBOARD SIDE FACING THE DOOR OF BOTH THE BACK REST AND SEAT BOTTOM COVERS.**

### Rear Seat Installation

Before installing your back-rest cover the headrest must be removed. Refer to instruction sheet F for headrest removal instructions.

To install backrest covers fold backrest forward and install seat cover.



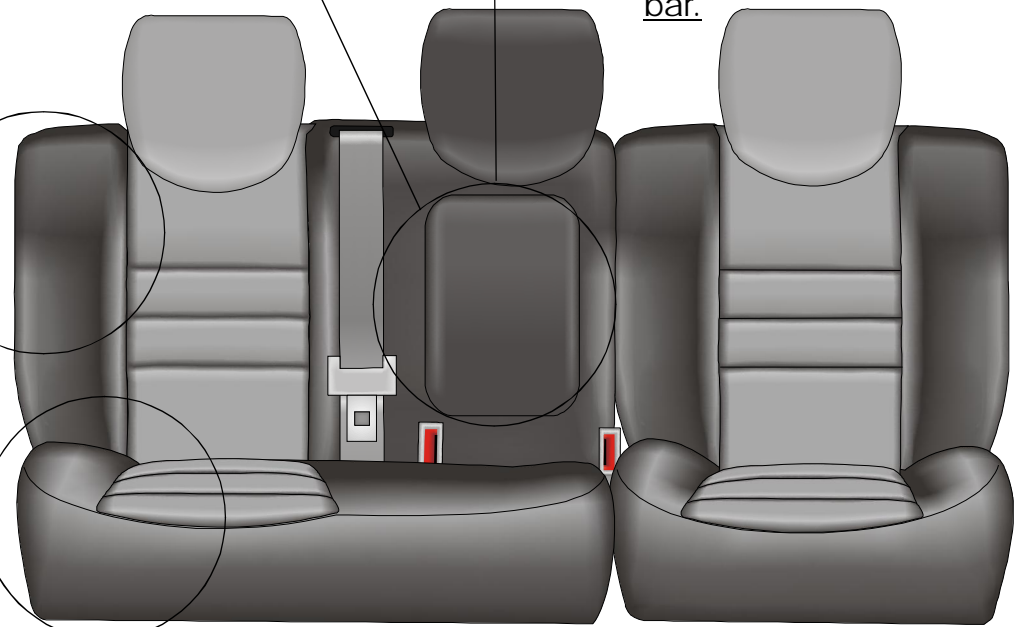
Note: Access to center armrest will be lost.



Note: Backrest cover should be between backrest and cargo bar.



To install seat bottom covers unlatch seat at base and fold forward.



### INSTALLATION QUESTIONS

TECHNICAL ASSISTANT HOT-LINE CALL TOLL FREE 1(888) 24-OKOLE  
MONDAY-SATURDAY 8:00 A.M.-4:30 P.M. PACIFIC TIME.

MADE IN USA

by  
**WET  
OKOLE**  
HAWAII