

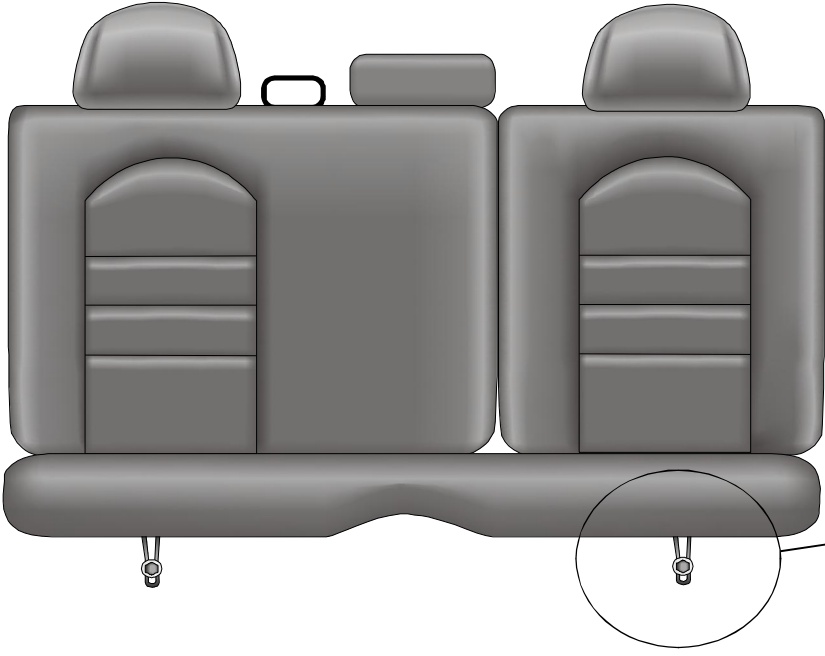


# INSTRUCTION SHEET (r) Subaru Forrester Rear Bench



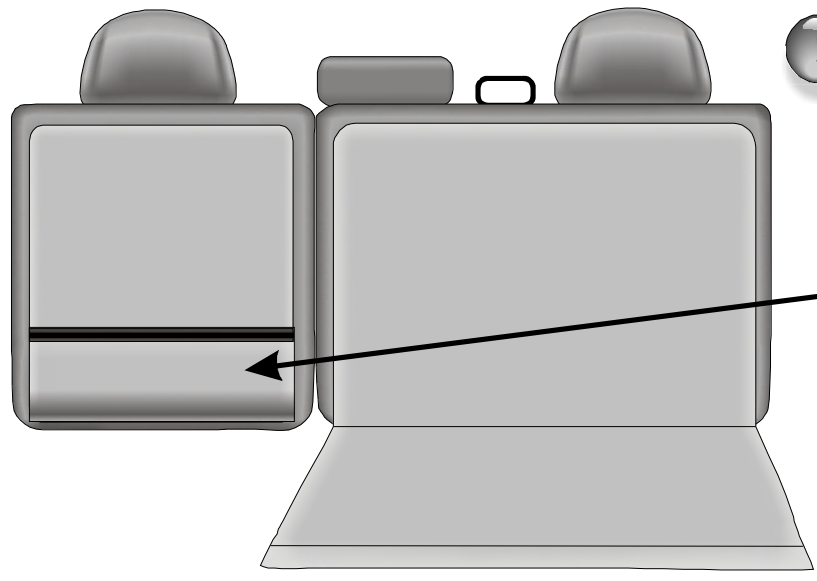
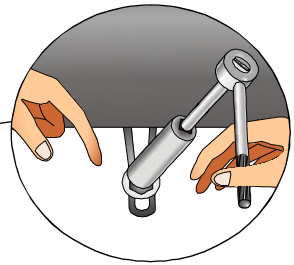
Dear Customer,

As we are unable to assist you on installing your Wet Okole Hi. Waterproof sport seat covers we offer these special instructions. This particular instruction is for the Subaru Forrester rear seat. Mostly all other vehicles are self explanatory. Any problems please feel free to call for technical support at 1(888)24-Okole. Enjoy your Wet Okole Hawaii Seat Covers!




## Step 1


With the appropriate size socket, extension, and ratchet remove the two anchor bolts located at each side of the seat bottom cushion.  
*(Refer to illustration.)*



## Step 2



Unhook carpet from trunk floor and fold it up against the back of the back rest.



Pull seat cover over the back rest making sure carpet is up underneath seat cover.

## INSTALLATION QUESTIONS

TECHNICAL ASSISTANT HOT-LINE CALL TOLL FREE 1(888) 24-OKOLE  
MONDAY-SATURDAY 8:00 A.M.-4:30 P.M. PACIFIC TIME.