




INSTRUCTION SHEET (D)

Toyota Camry

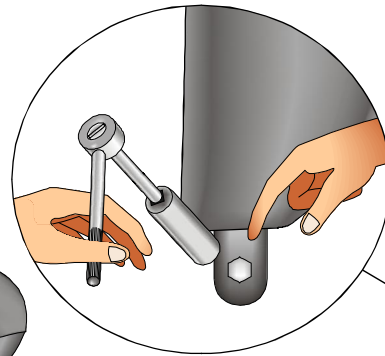
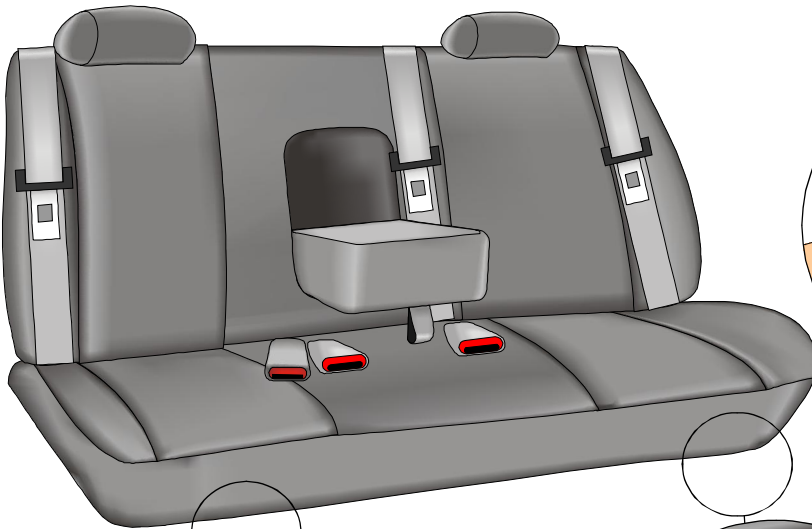


Dear Customer,

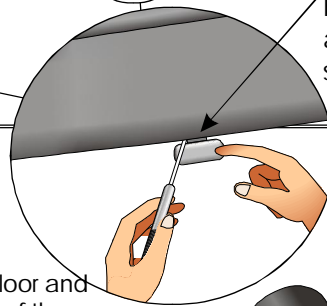
As we are unable to assist you on installing your Wet Okole Hi. Waterproof sport seat covers we offer these special instructions. This particular instruction is a universal instruction for Toyota Camry rear bench. Mostly all other vehicles are self explanatory. Any problems please feel free to call for technical support at 1(888)24-Okole. Enjoy your Wet Okole Hawaii Seat Covers!

When installing rear rest covers, carpet must be unhooked from trunk and folded against seat backs so you can join velcro front to back

The side bolster in rear must be removed to install the cover. This is done by just removing mounting screw at base of bolster.

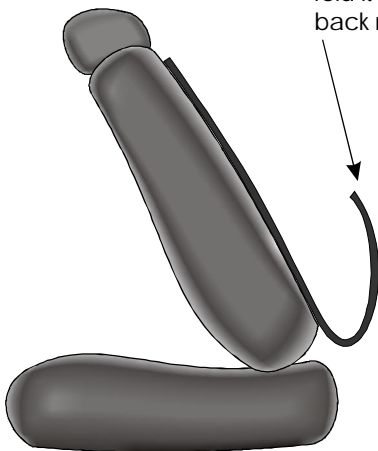


To remove bottom seat cushion pry seat cushion loose from floor board. Pry between cushion latch and plastic with a long standard screwdriver.




Step 1

Unhook carpet from trunk floor and fold it up against the back of the back rest.



Step 2

Pull seat cover over the back rest making sure carpet is up underneath seat cover.



INSTALLATION QUESTIONS

TECHNICAL ASSISTANT HOT-LINE CALL TOLL FREE 1(888) 24-OKOLE
MONDAY-SATURDAY 8:00 A.M.-4:30 P.M. PACIFIC TIME.