



INSTRUCTION SHEET (v)


1998- Volkswagen Cabrio Rear Bench

Dear Customer,

As we are unable to assist you on installing your Wet Okole Hi. Waterproof sport seat covers we offer these special instructions. This particular instruction is a universal instruction for Volkswagen Bug convertible rear bench. Mostly all other vehicles are self explanatory. Any problems please feel free to call for technical support at 1(888)24-Okole. Enjoy your Wet Okole Hawaii Seat Covers!

Step 1

First, lift up seat bottom from the front and pull out wire supports and remove seat.



Step 2

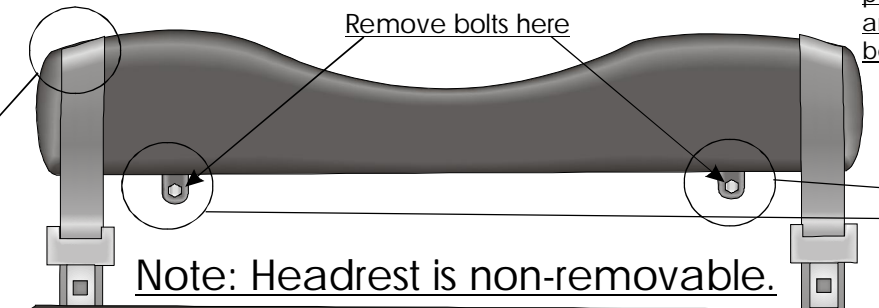
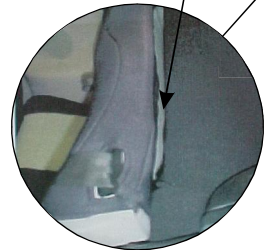
Fold backrest cushion down and remove the two bolts located in the illustration below that are circled. Next, slip head rest cover over top and attach velcro to the carpet located behind headrest.

Step 3

After both bolts are removed pull headrest away from sheet metal and tuck seat cover up underneath behind headrest

Attach velcro to carpet.


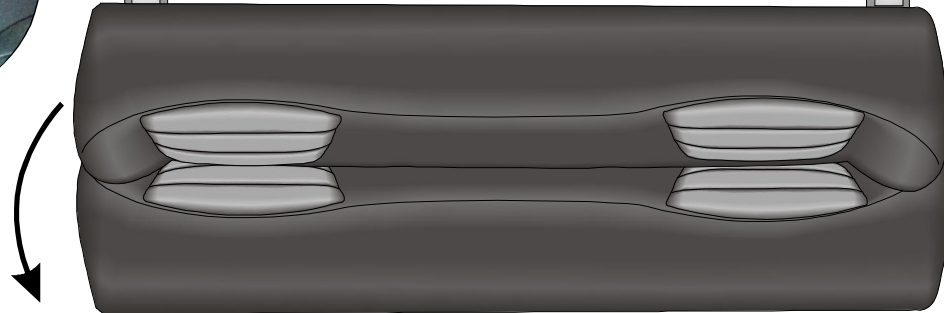
Remove bolts here



Note: Headrest is non-removable.



Tuck material up underneath headrest and re-install bolts located at each end.



INSTALLATION QUESTIONS

TECHNICAL ASSISTANT HOT-LINE CALL TOLL FREE 1(888) 24-OKOLE
MONDAY-SATURDAY 8:00 A.M.-4:30 P.M. PACIFIC TIME.