



# INSTRUCTION SHEET (q)

## BMW 325 Convertible Rear Bench

## Nissan Sentra XE Rear Bench

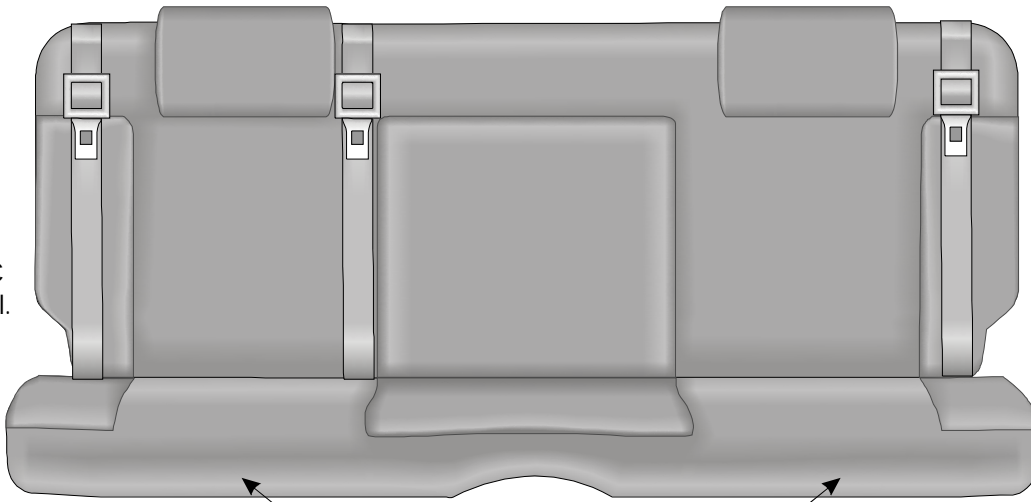


Dear Customer,

As we are unable to assist you on installing your Wet Okole Hi. Waterproof sport seat covers we offer these special instructions. This particular instruction is for the BMW 325 Conv. & Nissan Sentra (XE ONLY) rear seat. Mostly all other vehicles are self explanatory. Any problems please feel free to call for technical support at 1(888)24-Okole. Enjoy your Wet Okole Hawaii Seat Covers!

### Step 1

Before installing your Wet Okole Hawaii Seat Covers refer to instruction sheet C on headrest removal.



### Step 2

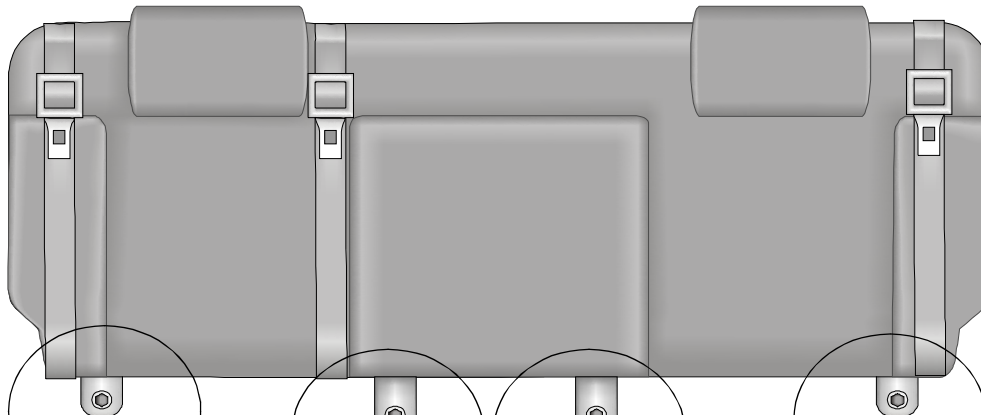
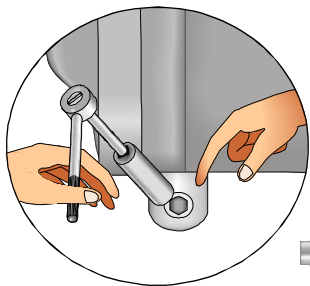
Pull seat cushion bottom firmly with both hands straight up and out. You will need to remove seat bottom prior to backrest cushion.

Pull straight up from here.

### Step 3

With the appropriate size socket, extension, and ratchet remove the two anchor bolts located at each side of the backrest cushion.

*(Refer to illustration.)*



Note: Nissan model anchor bolts are located at each end of backrest base.



Note: BMW model anchor bolts are located at the center of backrest base.



### Step 4

Once you have removed both anchor bolts lift back-rest straight up and install seat-covers. After your Wet Okole seat-covers are installed reverse the previous steps.

## INSTALLATION QUESTIONS

TECHNICAL ASSISTANT HOT-LINE CALL TOLL FREE 1(888) 24-OKOLE  
MONDAY-SATURDAY 8:00 A.M.-4:30 P.M. PACIFIC TIME.