

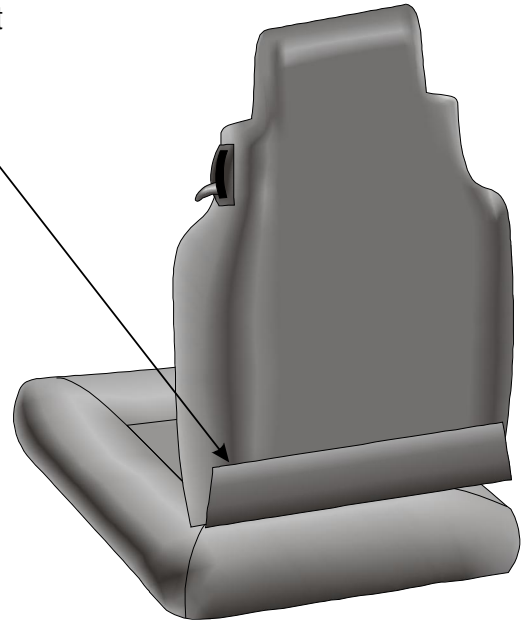

Dear Customer,

2003-Jeep Rubicon

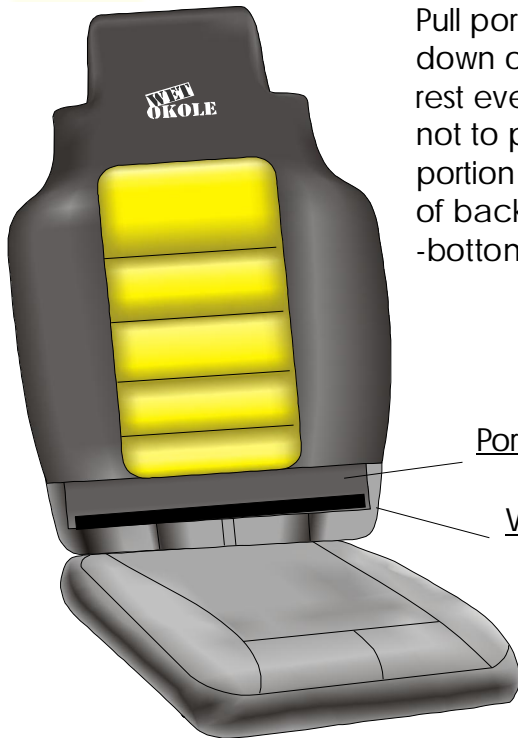
As we are unable to assist you on installing your Wet Okole Hi. Waterproof sport seat covers we offer these special instructions. This particular instruction is for Jeep Wrangler. Mostly all other vehicles are self explanatory. Any problems please feel free to call for technical support at 1(888)24-Okole. Enjoy your Wet Okole Hawaii Seat Covers!

Step 1

Before installing your back-rest cover flip up the skirt against the backrest.



Step 2

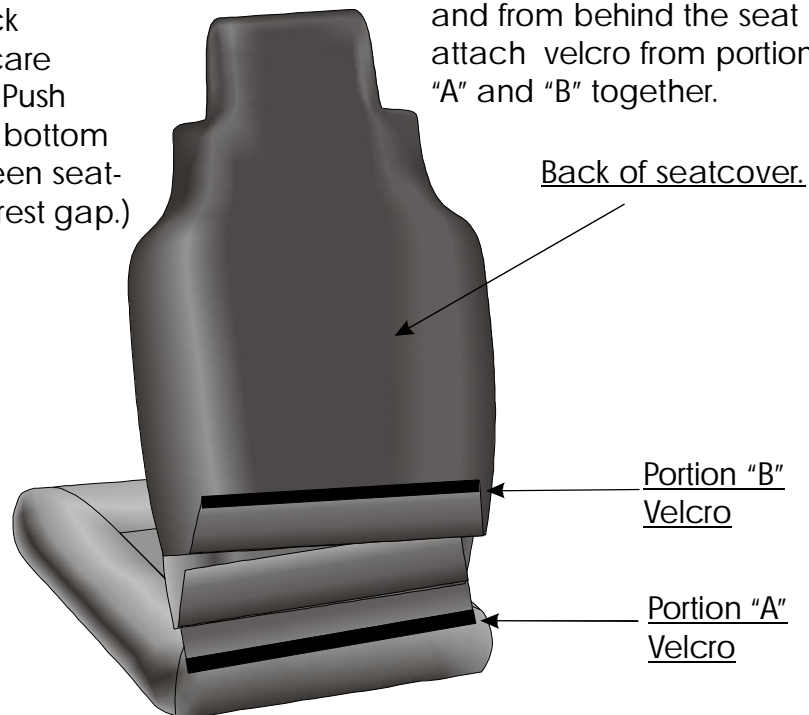


Step 2A

Pull portion "A" down over the back rest evenly taking care not to pull too hard. Push portion "A" through bottom of back-rest (between seat-bottom and backrest gap.)

Step 2B

Next, fold the backrest forward and from behind the seat attach velcro from portion "A" and "B" together.



INSTALLATION QUESTIONS

TECHNICAL ASSISTANT HOT-LINE CALL TOLL FREE 1(888) 24-OKOLE
MONDAY-SATURDAY 8:00 A.M.-4:30 P.M. PACIFIC TIME.