




Dear Customer,

INSTRUCTION SHEET (h)



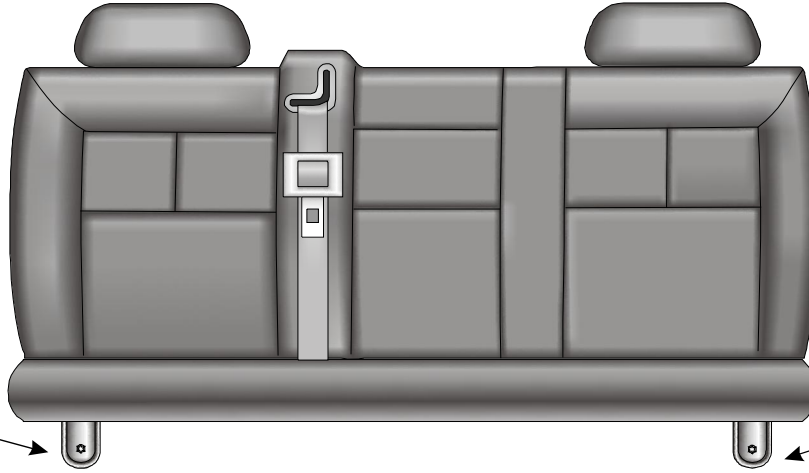
2003 Saturn Vue rear seat instruction sheet.

As we are unable to assist you on installing your Wet Okole Hi. Waterproof sport seat covers we offer these special instructions. This particular instruction is a universal instruction for the Saturn Vue. Mostly all other vehicles are self explanatory. Any problems please feel free to call for technical support at 1(888)24-Okole. Enjoy your Wet Okole Hawaii Seat Covers!

Step 1

In order to install your Wet Okole seat-covers you will need to remove the bottom seat cushion first remove the anchor bolts located at the front base of the rear seat, *(refer to illustration below.)*


Remove torx bolts located at each end of base.



Note:
Seat does not need to be removed to install seat-cover.

Step 2

After both torx bolts are removed you are able to install seat-cover bottom by lifting seat.



Note:
Seat does not need to be removed to install seat-cover. Lift seat just enough to allow enough clearance to snap buckles together.

INSTALLATION QUESTIONS

TECHNICAL ASSISTANT HOT-LINE CALL TOLL FREE 1(888) 24-OKOLE
MONDAY-SATURDAY 8:00 A.M.-4:30 P.M. PACIFIC TIME.